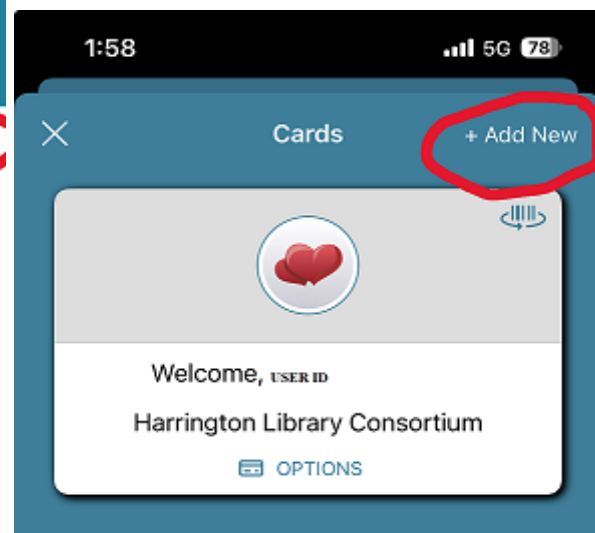
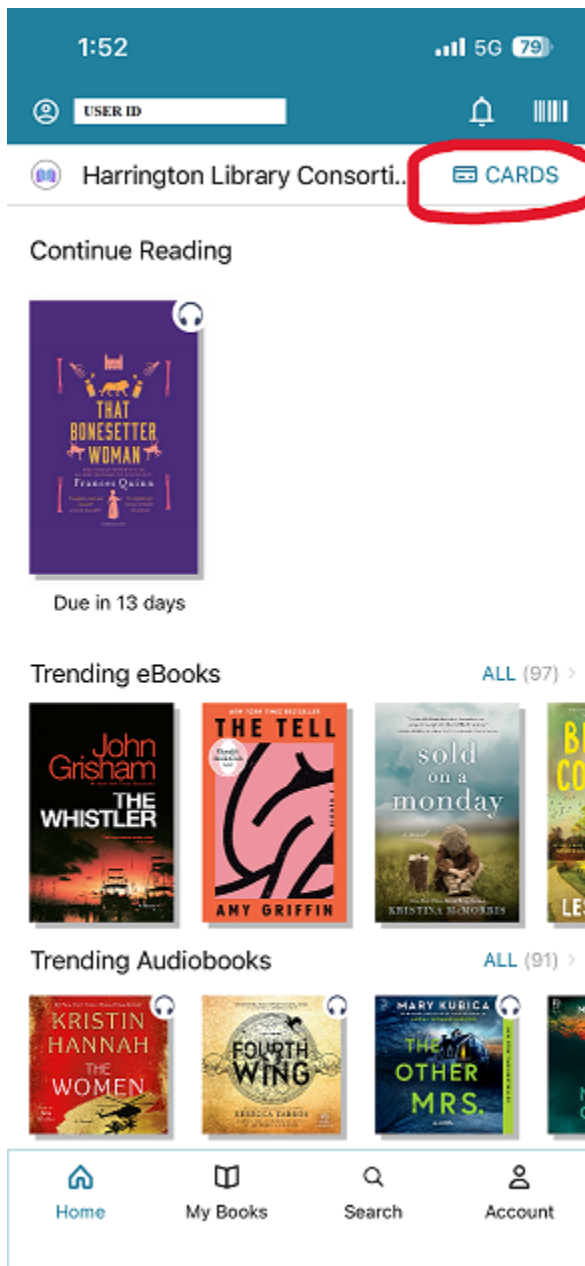


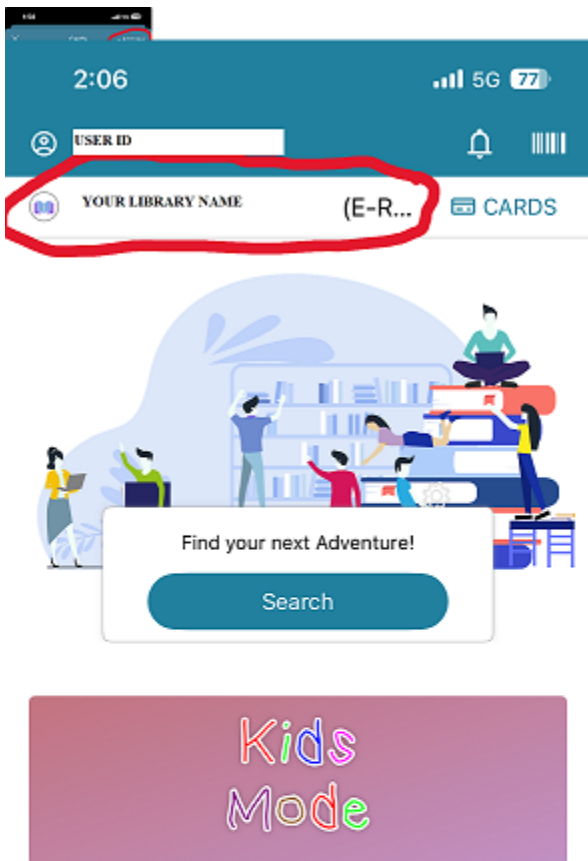
The Texas State Library has chosen CloudLibrary as the vendor for its E-Read Texas collection. This is the same vendor HLC and Collingsworth Public have used for many years so our patrons will not have to learn to use a new platform. However, the two collections cannot be merged (at this time) which means patrons will basically have two CloudLibrary accounts but with only one card number. If you are looking for a specific title you will need to search BOTH collections! The collections do not talk to each other.

1. Patrons will need to open the CloudLibrary app and access their existing account. Look for **CARDS** at the top right
2. Once you select **CARDS**, you'll see the screen below, and will next select **+Add New**



All Cards

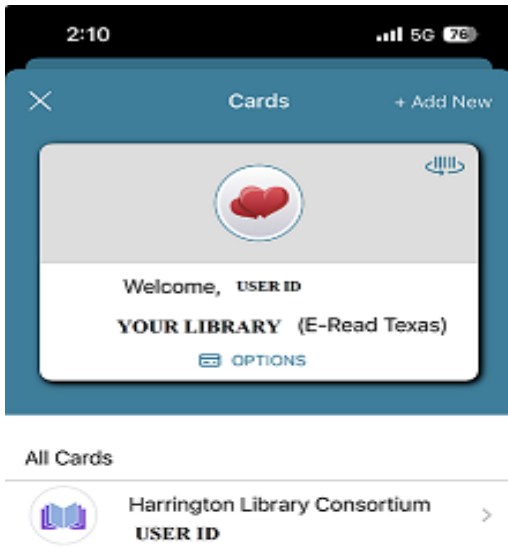
3. The next few steps entail following the prompts of selecting your preferred language, country, and state/region. When prompted to “Select Library,” choose **Collingsworth Public Library (E-Read Texas)**. Click Next, accept the terms and privacy policy, and then you’re ready to enter your Library Card ID and PIN. Once that information is processed, your screen will show **Collingsworth Public Library (E-Read Texas)** at the top like this:



As you can see, Kids Mode can be activated for the E-Read Texas collection as well, though TSLAC collects very few titles for young patrons so it’s almost a moot point.



4. To toggle back to the collection provided through our membership in HLC, select **CARDS** again from the upper right corner, and you'll see this:



Once the Harrington Library Consortium is selected, access switches back to that collection. Patrons can toggle back and forth between the two collections at will. Checkout and holds policies in one collection do not have any effect on the other. In other words, you can have the maximum number of checkouts allowed in HLC/CPL, AND the maximum number in E-Read Texas. The E-Read collection is small as it is just starting; but titles are being added daily!

PRO TIP! Patrons can customize their cards by selecting options then clicking on edit. Each card can be given a nickname, avatar, and color theme.

If you have problems adding your card please call the Library. Your card may need to be renewed or you may have an overdue title. Please call or come by if you need assistance.